

BALDOR • RELIANCE

Customer information packet

EM3614T

2HP, 1170RPM, 3PH, 60HZ, 184T, 3644M, TEFC, F1

MDS OF MICHIGAN INC

Class - None

Division - Not Applicable

Specifications

Enclosure	TEFC
Frame	184T
Frame Material	Steel
Frequency	60.00 Hz
Haz Area Class and Group	None
Haz Area Division	Not Applicable
Motor Letter Type	Three Phase
Output @ Frequency	2.000 HP @ 60 HZ
Phase	3
Synchronous Speed @ Frequency	1200 RPM @ 60 HZ
Voltage @ Frequency	230.0 V @ 60 HZ 460.0 V @ 60 HZ
Agency Approvals	CSA EEV CURUSEEV NEMA PREMIUM NEMA_PREMIUM UR
Ambient Temperature	40 °C
Auxillary Box	No Auxillary Box
Auxillary Box Lead Termination	None
Base Indicator	Rigid
Bearing Grease Type	Polyrex EM (-20F +300F)
Blower	None
Current @ Voltage	7.000 A @ 208.0 V 7.000 A @ 230.0 V 3.500 A @ 460.0 V
Design Code	A
Drip Cover	No Drip Cover
Duty Rating	CONT
Efficiency @ 100% Load	88.5 %
Electrically Isolated Bearing	Not Electrically Isolated
Feedback Device	NO FEEDBACK

Part detail

Revision	N
Type	AC
Mech. spec.	36G271
Base	
Status	PRD/A
Elec. spec.	36WGS917
Layout	36LYG271
Eff. date	06-03-2024
CD Diagram	CD0005
Poles	06
Leads	9#16
Proprietary	False
Created date	04-17-2012

Front Face Code	Standard
Front Shaft Indicator	None
Heater Indicator	No Heater
High Voltage Full Load Amps	3.5 a
Insulation Class	F
Inverter Code	Inverter Ready
KVA Code	M
Lifting Lugs	Standard Lifting Lugs
Locked Bearing Indicator	No Locked Bearing
Motor Lead Exit	Ko Box
Motor Lead Quantity/Wire Size	9 @ 16 AWG
Motor Lead Termination	Flying Leads
Motor Standards	NEMA
Motor Type	3644M
Mounting Arrangement	F1
Number of Poles	6
Overall Length	18.05 IN
Power Factor	60
Product Family	General Purpose
Pulley End Bearing Type	Ball
Pulley Face Code	Standard
Pulley Shaft Indicator	Standard
Rodent Screen	None
Service Factor	1.15
Shaft Diameter	1.125 IN
Shaft Extension Location	Pulley End
Shaft Ground Indicator	No Shaft Grounding
Shaft Rotation	Reversible
Shaft Slinger Indicator	No Slinger
Speed	1175 rpm
Speed Code	Single Speed
Starting Method	Direct on line
Thermal Device - Bearing	None
Thermal Device - Winding	None

Vibration Sensor Indicator	No Vibration Sensor
Winding Thermal 1	None
Winding Thermal 2	None

Nameplate

NP3441LUA

CAT.NO.	EM3614T						
SPEC	36G271S917G1						
HP	2						
VOLTS	230/460						
AMPS	7/3.5						
RPM	1175						
FRAME	184T		HZ	60		PH	3
SF	1.15	CODE	M	DES	A	CLASS	F
NEMA NOM. EFF	88.5	PF	60				
RATING	40C AMB-CONT						
CC	010A						
ENCL	TEFC	SER					
DE	6206	ODE	6205				
VPWM INVERTER READY							
CT6-60H(10:1)VT3-60H(20:1)	50Hz 2HP 190/380V 7.8/3.9A						SF1.0

Parts list

Part number	Description	Quantity
SA242781	SA 36G271S917G1	1.000 ea
RA229684	RA 36G271S917G1	1.000 ea
36FN3000B01	EXFN, PLASTIC, 6.00 OD, .912 ID	1.000 ea
36CB3004	36 CB CASTING W/1.09 DIA LEAD HOLE @ 6:0	1.000 ea
36GS1000SP	GASKET-CONDUIT BOX, .06 THICK #SV-330 LE	1.000 ea
51XB1016A08	10-16X 1/2HXWSSLD SERTYB	2.000 ea
11XW1032G06	10-32 X .38, TAPTITE II, HEX WSHR SLTD U	1.000 ea
36EP3104A01	FREP MACH ASSEMBLY FOR ROUTING	1.000 ea
HW4500A01	1641B(ALEMITE)400 UNIV, GREASE FITT	1.000 ea
HW5100A05	WVY WSHR F/205 & 304 BRGS	1.000 ea
36EP3100A01SP	PUEP ASSEMBLY FOR ROUTING PURPOSES	1.000 ea
HW4500A01	1641B(ALEMITE)400 UNIV, GREASE FITT	1.000 ea
XY2520A12	1/4-20 HEX NUT, DIRECTIONAL SERRATIONS	4.000 ea
36FH4009A102	IEC FH GREASER PRIMED	1.000 ea
51XW1032A06	10-32 X .38, TAPTITE II, HEX WSHR SLTD S	3.000 ea
36CB4516	750LIPPED CB LID - GALVANNEAL	1.000 ea
37GS1001	GASKET, CONDUIT BOX LID, .06 THICK LEXID	1.000 ea
51XW0832A07	8-32 X .44, TAPTITE II, HEX WSHR SLTD SE	4.000 ea
HW2501E16	KEY, 1/4 SQ X 1.750	1.000 ea
HA7000A02	KEY RETAINER RING, 1 1/8 DIA, 1 3/8 DIA	1.000 ea
85XU0407S04	4X1/4 U DRIVE PIN STAINLESS	2.000 ea
HW3200A01	3/8-16X3/4 EYEBOLT WELDED F/S	1.000 ea
MJ1000A02	GREASE, POLYREX EM EXXON	0.050 lb
51XB1214A16	12-14X1.00 HXWSSLD SERTYB	1.000 ea
HA3101A28	THRUBOLT 1/4-20 X 12.500 OHIO ROD	4.000 ea
MG1050Y01	CELEROL BALDOR GOLD **NLA**	0.022 ga
LC0005	CONN.DIA.,TY M,9-LD,DUAL VOLT,REVERSING	1.000 ea
NP3441LUA	AL SUPER-E VPWM INV RDY,UL EEV,NEMA PREM	1.000 ea
GOPA1000	PKG GRP, PRINT PK1026A06	1.000 ea
MN416A01	TAG-INSTAL-MAINT no wire (2100bx)4/22	1.000 ea
LB1624	COMBINED WARNING LABEL, ISO/ANSI PICTOGR	1.000 ea

AC Induction Motor Performance Data

Record # 53367

Typical performance - not guaranteed values

Winding: 36WGS917-R019		Type: 3644M		Enclosure: TEFC	
Nameplate Data			460 V, 60 Hz: High Voltage Connection		
Rated Output (HP)	2	Full Load Torque	8.91 LB-FT		
Volts	230/460	Start Configuration	direct on line		
Full Load Amps	7/3.5	Breakdown Torque	40.2 LB-FT		
R.P.M.	1175	Pull-up Torque	21.6 LB-FT		
Hz	60 Phase	3	Locked-rotor Torque	28.2 LB-FT	
NEMA Design Code	A KVA Code	M	Starting Current	27.5 A	
Service Factor (S.F.)	1.15	No-load Current	2.45 A		
NEMA Nom. Eff.	88.5 Power Factor	60	Line-line Res. @ 25°C	4.02 Ω	
Rating - Duty	40C AMB-CONT		Temp. Rise @ Rated Load	34°C	
S.F. Amps			Temp. Rise @ S.F. Load	39°C	
			Locked-rotor Power Factor	28.7	
			Rotor inertia	0.413 LB-FT ²	

Load Characteristics 460 V, 60 Hz, 2 HP

% of Rated Load	25	50	75	100	125	150	S.F.
Power Factor	24	40	52	60	66	70	64
Efficiency	76.4	85.3	87.9	88.8	88.9	88.2	88.8
Speed	1197	1191	1186	1179	1173	1166	1175
Line amperes	2.53	2.76	3.09	3.49	3.97	4.52	3.78

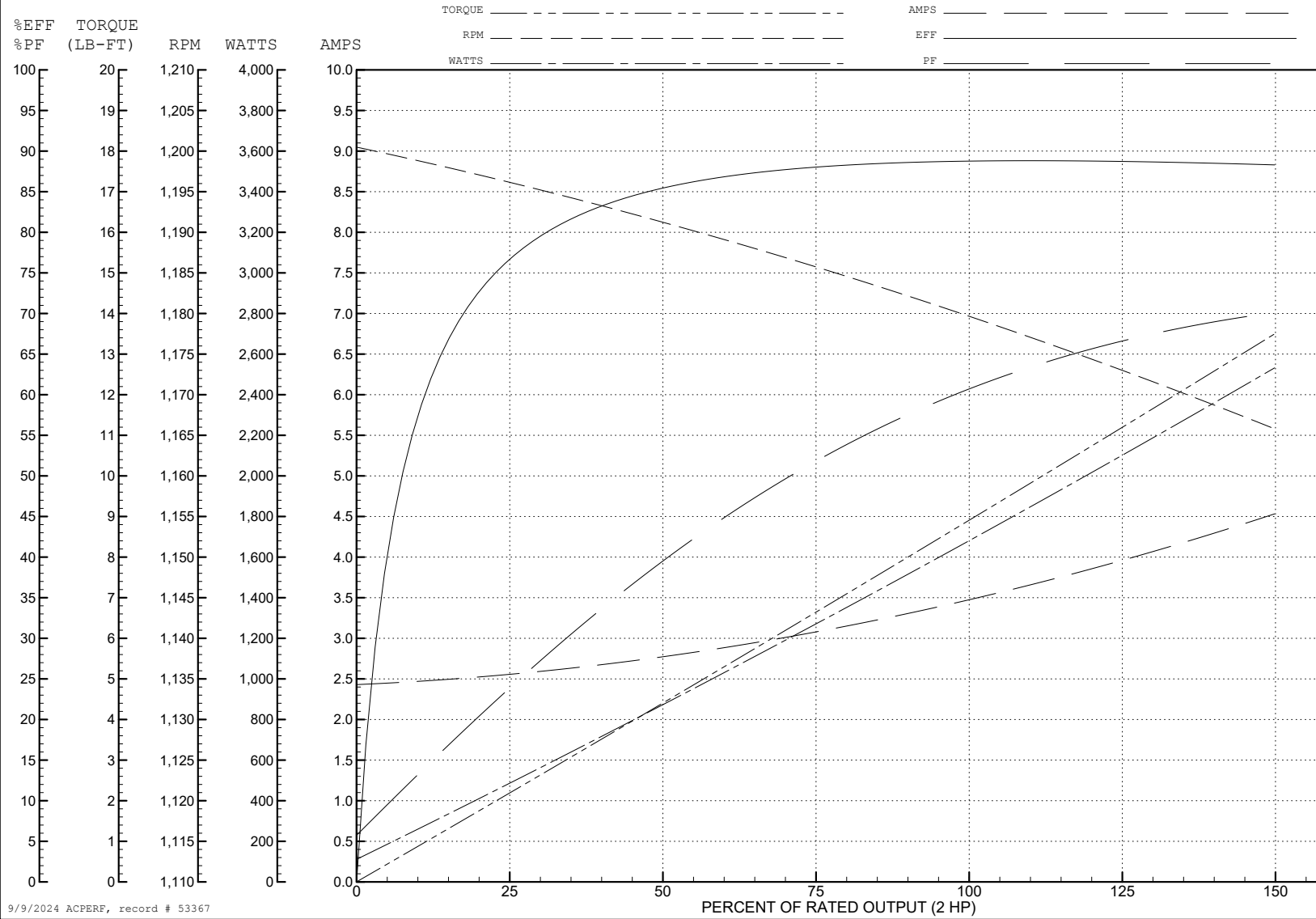
ABB Motors and Mechanical Inc.

WINDING # 36WGS917

Typical performance - not guaranteed values.

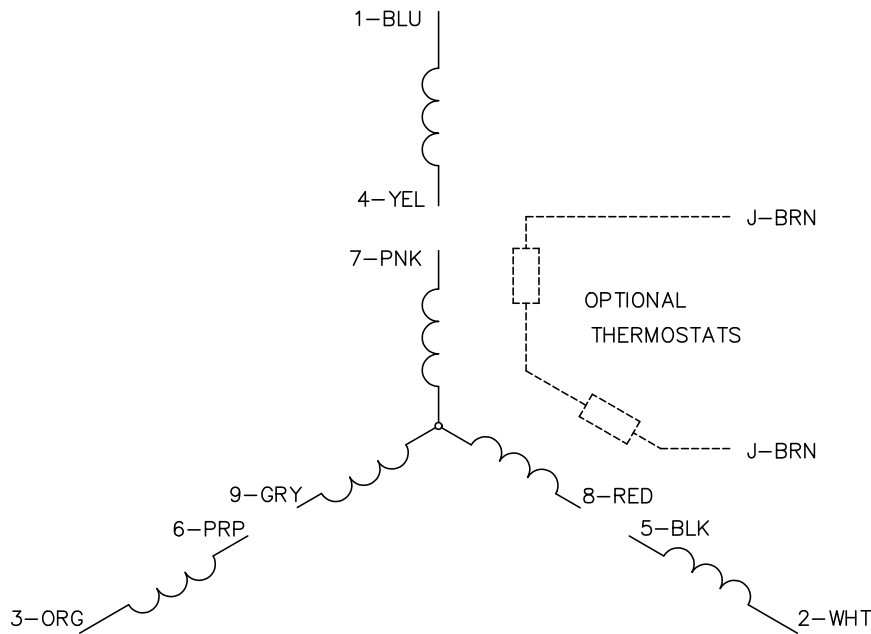
2 HP 3 PH 60 HZ 1175 RPM 460 V 3644M

TORQUES (LB-FT): PO=40.2 PU=21.6 LR=28.2 LRA=27.5



9/9/2024 ACPERF, record # 53367

CD0005

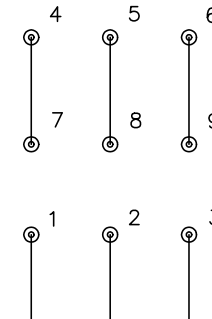


LOW VOLTAGE
(2Y)



LINE

HIGH VOLTAGE
(1Y)



LINE

NOTES:

1. INTERCHANGE ANY TWO LINE LEADS TO REVERSE ROTATION.
2. OPTIONAL THERMOSTATS ARE PROVIDED WHEN SPECIFIED.
3. ACTUAL NUMBER OF INTERNAL PARALLEL CIRCUITS MAY BE A MULTIPLE OF THOSE SHOWN ABOVE.
4. LEAD COLORS ARE OPTIONAL. LEADS MUST ALWAYS BE NUMBERED AS SHOWN.

REV. DESC: REVISE TO SHOW OPTIONAL COLORS			
REV. LTR: E	BY: JLP	REVISED: 01/19/99 10:15	TDR: 0171435
S00000		FILE: AAA00005140	MDL: -
		MTL: -	

BALDOR ELECTRIC Co.

3PH, DV, 9 LEADS

CD0005